

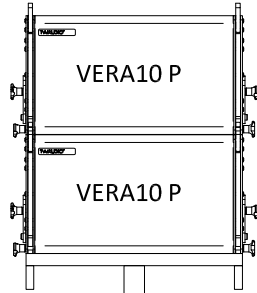
# TW AUDIO®

## VERA-SYS-TWO

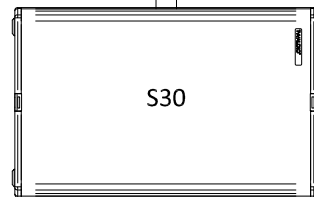
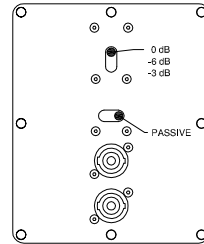
	PRESET NAME	
	CHANNEL 1	CHANNEL 2
AMP 1	BS30	V10-PASSIVE_x2_A03
AMP 2	BS30	V10-PASSIVE_x2_A03

### LEFT SIDE

PIN1: TOP  
PIN2: SUB



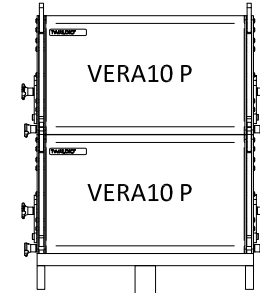
PWVERA10



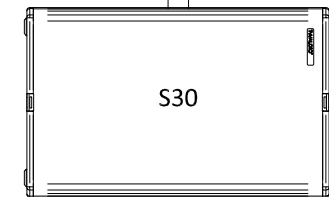
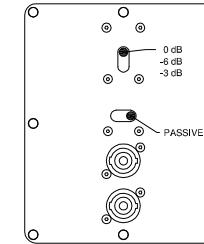
PIN1: TOP  
PIN2: SUB

### RIGHT SIDE

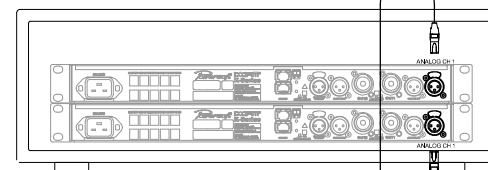
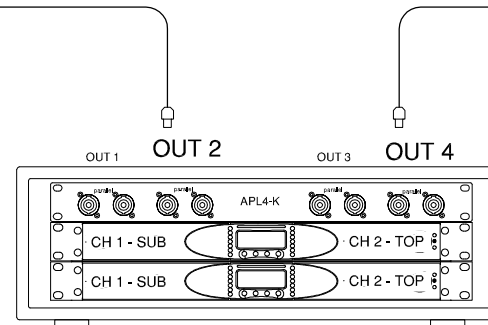
PIN1: TOP  
PIN2: SUB



PWVERA10



PIN1: TOP  
PIN2: SUB



MIX LEFT →  
MIX RIGHT →

- 2 x LSK-44-005 0.5 m
- 2 x LSK-44-025 2.5 m
- 2 x LSK-44-200 20 m

Before connecting loudspeakers to the APL4 panel always make sure that connection between amplifiers and APL4 is correct.  
For more details refer to *system rack3m-k3dps with apl4* document available on TW AUDIO website.